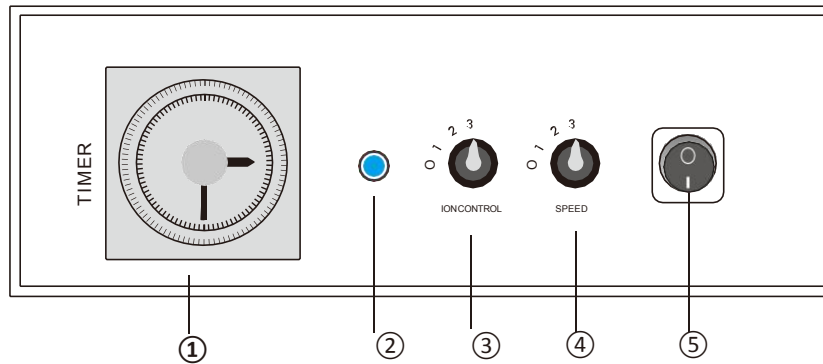


【Technical Specification】

Model	PS-501T6	Power	299 W
Voltage	220V AC / 240V AC	Air volume	1200/1400/1600/1800m ³ /h
Application Area	200~300m ²	Weight	60.0 Kg
Noise	≤50dB	Ion tube quantity	3 (Standard)
Size	630*383*1760mm	Ion tube size	520mm(20.5inch)
Filter type	Primary/high efficiency filter (optional)	Ion tube life	17000 Hours

【 Method of Operation】

1. Turn on the power after connecting the power, the main switch is at the connection between the power cord and the machine, turn on the switch indicator Lights up, indicating that the machine has entered operation and the fan is working.
2. Adjust the air volume, 1200/1400/1600/1800m³/h.
3. According to the actual pollution situation of the user's pollution source, the controllable ion generation quantity can be adjusted, "0" means no ion generation, "1" means that the plasma starts to work and "3" means maximum.



- ① Time control ② Work indicator ③ Ion control
④ Windspeed adjustment ⑤ Power switch

Warranty Card

(Please keep it properly)

Product Name		Product Number	
Purchase Time		Contact Number	
Customer information	Name/company		
	contact address		
Sales company stamp:			

Plasma Ions | 

Plasma Air Disinfection Purifier

Model: PS-501T6



Please read the instructions before use

【Precautions】

There are electronic devices installed inside, do not open the case to avoid the risk of electric shock. Please read this [user manual] carefully before using the machine and follow the below points of operation base on the manual. Otherwise It may cause damage to product, or even cause injury to yourself or others at varying degrees.

- This machine is designed for only indoor general using. Do not place it open-air or high temperature place.
- Before operating the machine, make sure the power cord is firmly plugged into the power outlet, and place the power cord in a safe position. Do not touch, install or unplug the power cord with wet hands to avoid electric shock accidents.
- Before unplugging the power cord, please turn off the machine power in the correct procedure, otherwise it may cause damage to the machine.
- If don't use the machine for a long time, please unplug the power supply.
Before operation, please check whether the air inlet and outlet positions of the machine are blocked.
- Do not put debris at the air inlet or outlet, because there is the fan installed inside with high-speed rotation, it may caused injured if touch it.
- In order to ensure the best performance of the machine, do not place any obstacles within 1 meter nearby of the air outlet position and air introduction position.
- The machine has precision components built inside. Don't open the case by yourself to avoid damage to the machine parts and may happen dangerous.
- Do not dismantle the front wind panel or the chassis during machine is operating to avoid dangerous.
- Pay attention to ventilation when using it together with fuel appliances. Please do not use machine in the kitchen.
- Before cleaning the chassis of the machine, make sure turn off the power and unplug it of the machine. Only use cloth with a little clean water and clean it softly, don't use volatile cleaners.
- Forbidding to place and using in the bathroom, otherwise it may cause electric shock.

【Use and Characteristics】

- Shell is metal material.
- Plasma ions generator play a long-lasting and active positive and negative ion purification effect.
- This product can be used for a long-term. (Suggest clean the ion tube about 12 months later, clean or change the filter)
- Suitable for hotels, hospitals, nursing homes, schools, Internet cafes, supermarkets, restaurants, airports, office buildings, casinos, stations, underground parking lots, factory workshops, animal slaughterhouses, warehouses, garbage transfers and other places.

【Maintenance Notice】

1. Please read this manual carefully before use.
2. Free services can be provided with warranty card and invoice, welcome to contact us if you need technical support.
3. Customers can enjoy 1 year warranty service by us with product related invoice and documents.
4. Please keep the warranty card properly so that the warranty can be obtained when the product needs repair.
5. The company is not responsible for the following repair services beyond the product, but we can still provide you with paid services.

- Products due to improper use or storage.
- Products without warranty card or other valid documents.
- Products due to unstable power supply voltage or beyond the normal voltage range or power supply and installation does not meet the electrical installation requirements.
- Promotional products.
- Products damaged caused by irresistible natural disasters.
- Products beyond maintenance period, damaged due to not follow the rules and methods of application.

【Fault Check】


Fault condition	Processing check
Power and other indicator signals are not lit	Check if the power cords securely inserted into the unit and it is loose. Check the power outlet for power supply and check the 1.0 A standard (certified) fuse
Plasma generator	Under normal circumstances, there is a slight current sound and black. There is a faint blue light in the dark. If found. The ion tube bursts and the ion tube needs to be replaced. 0.5 A standard (with certified) fuse.

Please send the following to the company's designated maintenance department for repairs.


1. The problem cannot be solved as described above.
2. Foreign matter or moisture enters, and abnormal conditions occur.

【Composition Unit】

(1) Product Description:



(2) Product Size:



- ① Time control
- ② Work indicator
- ③ Ion control
- ④ Wind speed adjustment
- ⑤ Power switch
- ⑥ Device lock